



- Vertrieb Hard- u. Software
- Systemberatung
- Systemintegration

Automatisierung und Informationstechnik

knausXware - Inhaber: Egon Knaus - Untere Seestr. 14 - 88085 Langenargen
Phone (49)7543 9635940 - Fax (49)7543 9635941 - info@knausxware.de

www.knausxware.de



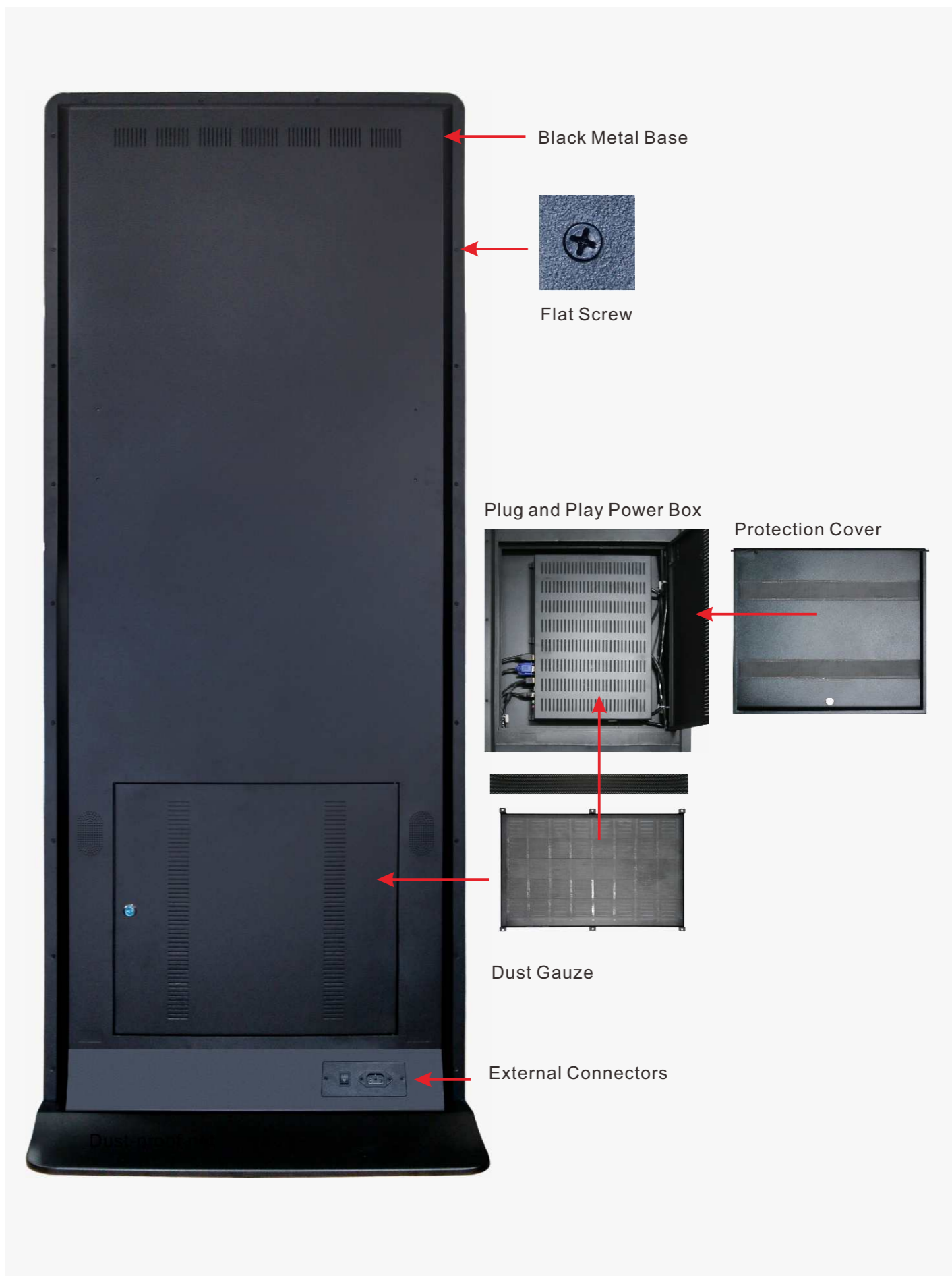
Digital Signage Display

Product Catalog

Exquisite Appearance Design



Exquisite Interior Design



USE ENVIRONMENT

With the development of business and consumer environment, the demand for advertisement is becoming more and more big. Digital, network, and information of the multimedia advertising machine have become a major bright spot in the advertising media market. With the acceleration of information transmission and the popularization of the network, the advertising machine has been difficult to meet the needs of information dissemination. Advertising machine confidential replacement in advertising must be CF card or DVD disk, not only caused a lot of human waste, but it is difficult to provide a particular audience with multimedia information timely and accurately. Network of multimedia advertising machine is highly favored due to the leading edge of the technology in the hotels, supermarkets, buildings and other high income areas of advertising.



Airport Hall



Fashion Shop



Conference Room



Shopping Mall



Bus Digital Signage



Reception



Outdoors



Shopping Mall



checkout



CONTENTS One-stop Digital Signage Solutions

CONTENTS

- 

P01 LB Series
Iphone Design Freestanding Digital Signage Display



P05
CB/JB Series
Interactive Table-design Kiosk
- 

P09 F Series
Vehicle-mounted Digital Signage Display



P13
J Series
Iphone Design Wall Mounting Display
- 

P17 C/OP Series
Close Frame/Open Frame Wall mount Design



P23
K Series
Stretched Display
- 

P27 W Series
LCD Video Wall Display



P31
SO Series
Semi-outdoor Display
- 

P39 OD Series
Outdoor Display with IP65 Grade



P47
Customized Products
- 

P57 Media Player Boxes



P59
Case Show
- 

P63 Exhibition Show



P65
Quality Control / Package
- 

P67 Certificates / Office Environment



LB SERIES

iPhone Design Freestanding Digital Signage Display



Optional size: 21.5"/32"/43"/49"/55"/65"/75"

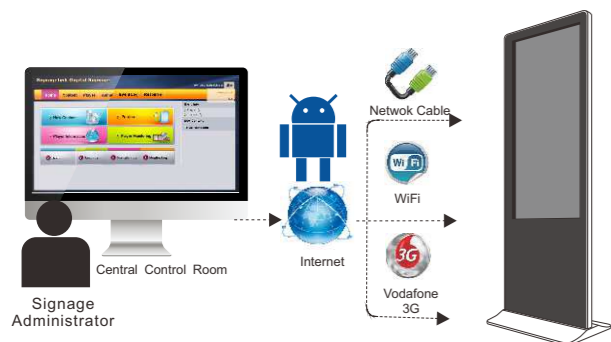


Application

- Security
- Transportation
- ATM Machine
- Medical Equipment
- Gaming Machine
- Networking POS
- General Application

Design/Material

- 22"-75" Optional
- Tablet Style Design
- Tempered Glass Protection
- Aluminum Frame With Silver Color
- 40mm Thickness Design
- Infrared Touch/Capacitive Touch Optional



AZ Android Network Display

- a. Android 4.4/5.1 operating system optional
- b. RK 3188/RK 3288 optional
- c. 1GB/2GB/4GB RAM (DDR3) optional
- d. 8GB/16GB/32GB/64GB flash optional
- e. 3G(optional)/WLAN/WiFi network connection
- f. 802.11 B/G/N Internal WiFi
- g. Portrait/landscape display mode
- h. 1080P display output
- i. Remote management software (CMS) optional

PC All-in-one Windows Display

- a. CPU: Intel® Celeron® Processor 1037U/Intel® Core® Processor I3/I5/I7
- b. Chipset: 1037U+NM70/Haswell-U
- c. System memory: 2GB/4GB/8GB RAM, 60GB/120GB/240GB SSD
- d. Input connectors: VGA/HDMI/USB/RJ45/Audio
- e. Operating system: Windows 7/8/10, Linux
- f. Preinstall Intel OS service optional

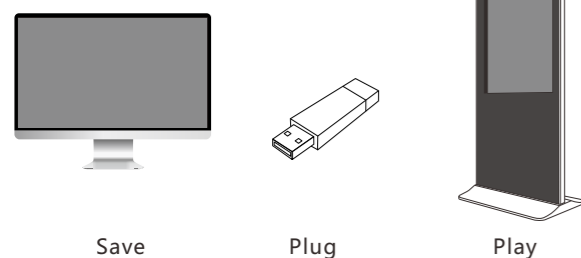


C Plug And Play Advertising Display

- a. Support picture, music and video to 1080P
- b. Support SD/HDMI/USB inputs
- c. Support SD card plug and play automatically
- d. USB update function: update documents by USB drive to SD card
- e. Support connecting with media player box/PC by HDMI input
- f. Playlist function: auto play the designated file at the specific date
- g. Timer function: 5 groups timers to turn on/off at the designated time
- h. Slideshow functions to play music and pictures at the same time
- i. Portrait/landscape display mode
- j. Scrolling text with different color and effect

M LCD Monitor

- a. Professional design for 7-24 hours operation
- b. HDMIx2/VGA inputs
- c. Full HD resolution supported
- d. Support connecting with media player box/PC by HDMI input



PANEL SPECIFICATIONS

Model No						
Panel Model	21.5inch TFT LED	32inch TFT LED	43inch TFT LED	49inch TFT LCD	55inch TFT LED	65inch TFT LED
Max Resolution	1920x1080	1920x1080	1920x1080	1920x1080	1920x1080	1920x1080
Aspect Ratio	16:09	16:09	16:09	16:09	16:09	16:09
Pixel Pitch	0.24825x0.24825	0.36375x0.36375	0.4903x0.4903	0.53025*0.53025	0.63x0.63	0.744x0.744
Viewing Angle	89/89/89/89	89/89/89/89	89/89/89/89	89/89/89/89	89/89/89/89	89/89/89/89
Contrast Ratio	3000:1	1400:1	1200:1	1000:1	1400:1	5000:1
Brightness	300cd/m ²	500cd/m ²	500cd/m ²	500cd/m ²	500cd/m ²	500cd/m ²
Response Time	18ms	6.5ms	26ms	12ms	6ms	8ms
Display Area (mm)	476.64x268.11	698.4x392.85	941.184x592.416	1073.78x604	1209.6x680.4	1428.48x803.52
Panel Size(mm)	495.6x292.2x8.6	727.4x429x227	973x565.8x29	1096.2x632.5x29	1244.6x720.9	1450.5x828.5x30.8
Screen Weight	1.67Kg	4.8Kg	11Kg	18Kg	17.5Kg	25Kg
Lamp Type	WLED	WLED	WLED	WLED	WLED	WLED
Machine Weight	21.3KG	45.3KG	53KG	86.7KG	95.2KG	98KG
Dimensions(mm)	1562.5x40x350	1734x65x511	1784x65x639	1834x65x714	1884x65x790	1940x69x1000
Speaker Type	10Wx2pcs	10Wx2pcs	10Wx2pcs	10Wx2pcs	10Wx2pcs	10Wx2pcs
Consumption	25 W	40 W	70 W	93 W	115 W	230 W
Power Input	AC100-240V	AC100-240V	AC100-240V	AC100-240V	AC100-240V	AC100-240V
Media Players	Android System / Windows System / Plug&play System / Monitor					
Mechanical	Cabinet Material	Surface: Tempered glass Body: Metal case; Side Frame: Aluminum; Base: Metal				
Extended function	Touch	IR Touch / Capacitive (PCAP) Touch				
	Motion Sensor	Optional				
	High Brightness	Normal/500nits/1000nits/1500nits/2000nits optional				
Accessories	Remote Control, Power supply, User manual, Keys, Tools and Screws					

LB Series case





CB/JB SERIES

Interactive Table-design Kiosk



CB Series

Optional size: 21.5"/24"/32"/43"/49"/55"



JB Series

Optional size: 32"/43"/49"/55"

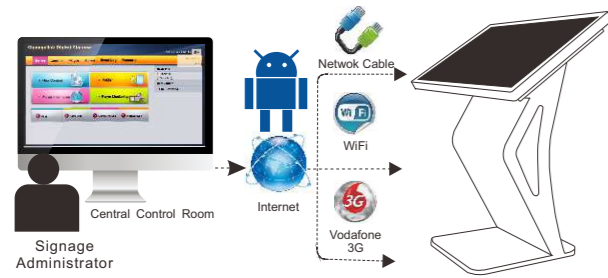


Application

- Security
- Transportation
- ATM
- Medical Equipment
- Gaming Machine
- Networking POS
- General Application

Design/Material

- CB/JB Series:**
- 22"-65" Optional
 - Screen And Stand Could Be Removable
 - Metal Case Material With White Painting/ Aluminum Frame With Silver Color
 - Tempered Glass Protection



AZ Android Network Display

- a. Android 4.4/5.1 operating system optional
- b. RK 3188/RK 3288 optional
- c. 1GB/2GB/4GB RAM (DDR3) optional
- d. 8GB/16GB/32GB/64GB flash optional
- e. 3G(optional)/WLAN/WiFi network connection
- f. 802.11 B/G/N Internal WiFi
- g. Portrait/landscape display mode
- h. 1080P display output
- i. Remote management software (CMS) optional

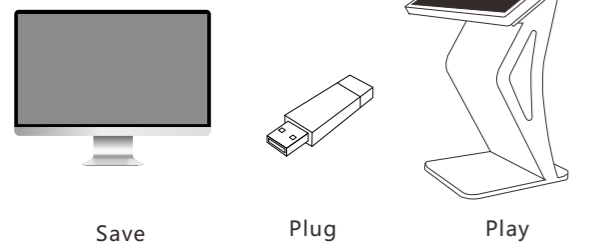
PC All-in-one Windows Display

- a. CPU: Intel® Celeron® Processor 1037U/Intel® Core® Processor I3/I5/I7
- b. Chipset: 1037U+NM70/Haswell-U
- c. System memory: 2GB/4GB/8GB RAM, 60GB/120GB/240GB SSD
- d. Input connectors: VGA/HDMI/USB/RJ45/Audio
- e. Operating system: Windows 7/8/10, Linux
- f. Preinstall Intel OS service optional



C Plug And Play Advertising Display

- a. Support picture, music and video to 1080P
- b. Support SD/HDMI/USB inputs
- c. Support SD card plug and play automatically
- d. USB update function: update documents by USB drive to SD card
- e. Support connecting with media player box/PC by HDMI input
- f. Playlist function: auto play the designated file at the specific date
- g. Timer function: 5 groups timers to turn on/off at the designated time
- h. Slideshow functions to play music and pictures at the same time
- i. Portrait/landscape display mode
- j. Scrolling text with different color and effect



M LCD Monitor

- a. Professional design for 7-24 hours operation
- b. HDMIx2/VGA inputs
- c. Full HD resolution supported
- d. Support connecting with media player box/PC by HDMI input



PANEL SPECIFICATIONS

Model No						
Panel Model	21.5inch TFT LED	23.6inch TFT LCD	32inch TFT LED	43inch TFT LED	49inch TFT LCD	55inch TFT LED
Max Resolution	1920x1080	1920x1080	1920x1080	1920x1080	1920x1080	1920x1080
Aspect Ratio	16:09	16:9	16:09	16:09	16:09	16:09
Pixel Pitch	0.24825x0.24825	0.2715x0.2715	0.36375x0.36375	0.4903x0.4903	0.53025x0.53025	0.63x0.63
Viewing Angle	89/89/89/89	89/89/89/89	89/89/89/89	89/89/89/89	89/89/89/89	89/89/89/89
Contrast Ratio	3000:1	3000:1	1400:1	1200:1	1000:1	1400:1
Brightness	300cd/m ²	250cd/m ²	500cd/m ²	500cd/m ²	500cd/m ²	500cd/m ²
Response Time	18ms	10ms	6.5ms	26ms	12ms	6ms
Display Area (mm)	476.64x268.11	521.28x293.22	698.4x392.85	941.184x592.416	1073.78x604	1209.6x680.4
Panel Size(mm)	495.6x292.2x8.6	544.8x320.5x11.5	727.4x429x227	973x565.8x29	1096.2x632.5x29	1244.6x720.9
Screen Weight	1.67Kg	2.3Kg	4.8Kg	11Kg	18Kg	17.5Kg
Lamp Type	WLED	WLED	WLED	WLED	WLED	WLED
Machine Weight	7KG	10.3KG	17.2KG	30.4KG	36.5KG	58KG
Dimensions(mm)	550x65x340	710x55x475	775x70x470	1050x97x630	1150x95x675	1293x79x764
Speaker Type	10Wx2pcs	10Wx2pcs	10Wx2pcs	10Wx2pcs	10Wx2pcs	10Wx2pcs
Consumption	25 W	31 W	40 W	70 W	93 W	115 W
Power Input	AC100-240V	AC100-240V	AC100-240V	AC100-240V	AC100-240V	AC100-240V
Media Players	Android System / Windows System / Plug&play System / Monitor					
Mechanical	Cabinet Material	Body: Metal case; Base: Metal				
Extended function	Touch	IR Touch / Capacitive (PCAP) Touch				
	Motion Sensor	Optional				
	High Brightness	Normal/500nits/1000nits/1500nits/2000nits optional				
Accessories	Remote Control, Power supply, User manual, Keys, Tools and Screws					

CB Series case





F SERIES

Vehicle-mounted Digital Signage Display



Handrail mount

Optional size: 10.1"/12.1"/15.1"/19.1"/22"/32"



Ceiling mount



Application

- Ceiling Mount Bus/Train/Taxi/Metro/Car Display
- Handrail Mount Bus/Train/Taxi/Metro/Car Display
- Network Transit TV
- In-Vehicles And Transportation

Design/Material

- 10"-32" optional
- Ceiling Mount/Handrail Mount optional
- 9-36V power connection
- Shock-proof Function
- WLAN/WIFI/3G/GPS/Camera, optional
- Tempered glass front of the screen
- Extended playing 0-999 minutes



AZ Android Network Display

- a. Android 4.4/5.1 operating system optional
- b. RK 3188/RK 3288 optional
- c. 1GB/2GB/4GB RAM (DDR3) optional
- d. 8GB/16GB/32GB/64GB flash optional
- e. 3G(optional)/WLAN/WiFi network connection
- f. 802.11 B/G/N Internal WiFi
- g. Portrait/landscape display mode
- h. 1080P display output
- i. Remote management software (CMS) optional

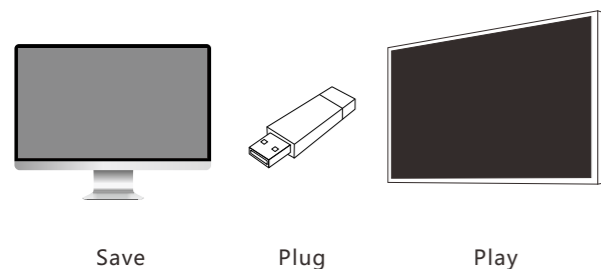
PC All-in-one Windows Display

- a. CPU: Intel® Celeron® Processor 1037U/Intel® Core® Processor I3/I5/I7
- b. Chipset: 1037U+NM70/Haswell-U
- c. System memory: 2GB/4GB/8GB RAM, 60GB/120GB/240GB SSD
- d. Input connectors: VGA/HDMI/USB/RJ45/Audio
- e. Operating system: Windows 7/8/10, Linux
- f. Preinstall Intel OS service optional



C Plug And Play Advertising Display

- a. Support picture, music and video to 1080P
- b. Support SD/HDMI/USB inputs
- c. Support SD card plug and play automatically
- d. USB update function: update documents by USB drive to SD card
- e. Support connecting with media player box/PC by HDMI input
- f. Playlist function: auto play the designated file at the specific date
- g. Timer function: 5 groups timers to turn on/off at the designated time
- h. Slideshow functions to play music and pictures at the same time
- i. Portrait/landscape display mode
- j. Scrolling text with different color and effect



M LCD Monitor

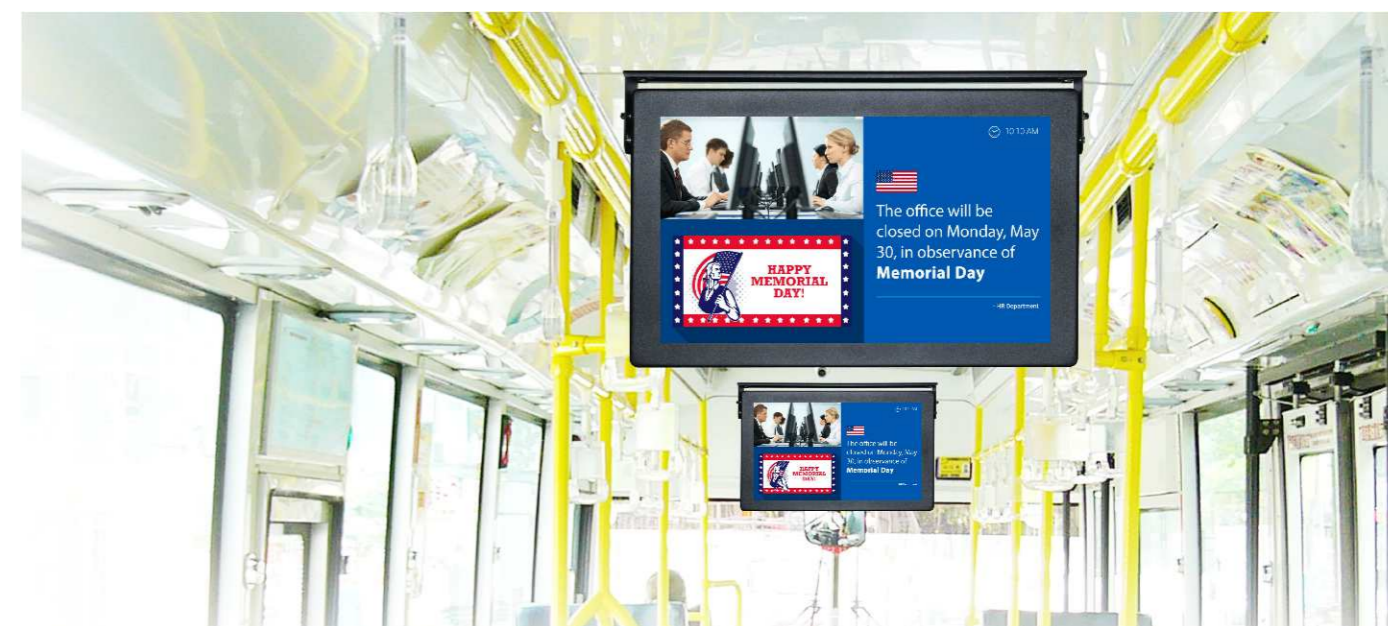
- a. Professional design for 7-24 hours operation
- b. HDMIx2/VGA inputs
- c. Full HD resolution supported
- d. Support connecting with media player box/PC by HDMI input



PANEL SPECIFICATIONS

Model No						
Panel Model	10.1inch TFT LED	12.1inch TFT LED	15.6inch TFT LCD	19inch TFT LCD	21.5inch TFT LED	32inch TFT LED
Max Resolution	1280x800	1280x800(WXGA)	1920x1080	1440x900	1920x1080	1920x1080
Aspect Ratio	16:10	16:10	16:09	16:10	16:09	16:09
Pixel Pitch	0.1659x0.1659	0.204x0.204	0.17925x0.17925	0.2835x0.2835	0.24825x0.24825	0.36375x0.36375
Viewing Angle	85/85/85/85	80/80/65/80	85/85/85/85	85/85/80/80	89/89/89/89	89/89/89/89
Contrast Ratio	1300:1	800:1	700:1	1000:1	3000:1	1400:1
Brightness	350cd/m ²	400cd/m ²	300cd/m ²	300cd/m ²	300cd/m ²	500cd/m ²
Response Time	25ms	35ms	25ms	5ms	18ms	6.5ms
Display Area (mm)	216.96x135.60	261.12x163.2	344.16x193.59	408.24x255.15	476.64x268.11	698.4x392.85
Panel Size(mm)	241.86x161.6x5.2	278x184x8.6	359.5x223.8x3.2	428x278x11	495.6x292.2x8.6	727.4x429x227
Screen Weight	180g	550g	1.2kg	1.57Kg	1.67Kg	4.8Kg
Lamp Type	WLED	WLED	WLED	WLED	WLED	WLED
Machine Weight	3.7 KG	4.0KG	4.2 KG	4.7 KG	5.5 KG	15.5 KG
Dimensions(mm)	315x230x80	330x235x50	405x265x60	485x315x60	560x340x55	790x460x70
Speaker Type	5Wx2pcs	5Wx2pcs	5Wx2pcs	5Wx2pcs	5Wx2pcs	5Wx2pcs
Consumption	12 W	15 W	16 W	22 W	25 W	46 W
Power Input	DC 9-36V	DC 9-36V	DC 9-36V	DC 9-36V	DC 9-36V	DC 9-36V
Media Players	Android System / Windows System / Plug&play System / Monitor					
Mechanical	Cabinet Material	Body: Metal case; Side Frame: Aluminum; Cabinet material: Metal				
Mounting Bracket	Handrail mounting / Ceiling mounting					
Extended Function	GPS Function					
	Camera Function					
	3G Function					
Accessories	Remote Control, User manual, Keys, Tools and Screws					

F Series case





J SERIES

iPhone Design Wall Mounting Display



Optional size: 10.1"/19"/22"/32"/43"/49"/55"



Application

- POS
- Hotel
- Self-service Terminal
- Public Information Display
- Hospitality
- In-vehicle And Transportation

Design/Material

- 10"/19"-75" Optional
- Ultra-thin Style
- Tempered Glass Protection
- Aluminum Frame With Silver Color
- Rear With Metal Material
- Wall-mounting Bracket Optional



AZ Android Network Display

- a. Android 4.4/5.1 operating system optional
- b. RK 3188/RK 3288 optional
- c. 1GB/2GB/4GB RAM (DDR3) optional
- d. 8GB/16GB/32GB/64GB flash optional
- e. 3G(optional)/WLAN/WiFi network connection
- f. 802.11 B/G/N Internal WiFi
- g. Portrait/landscape display mode
- h. 1080P display output
- i. Remote management software (CMS) optional

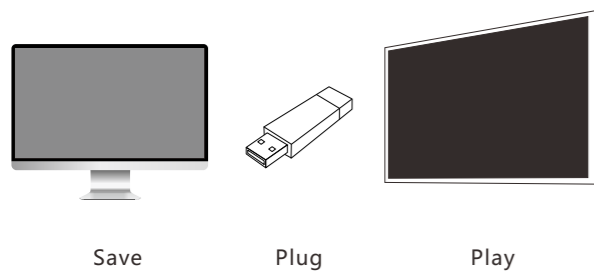
PC All-in-one Windows Display

- a. CPU: Intel® Celeron® Processor 1037U/Intel® Core® Processor I3/I5/I7
- b. Chipset: 1037U+NM70/Haswell-U
- c. System memory: 2GB/4GB/8GB RAM, 60GB/120GB/240GB SSD
- d. Input connectors: VGA/HDMI/USB/RJ45/Audio
- e. Operating system: Windows 7/8/10, Linux
- f. Preinstall Intel OS service optional



C Plug And Play Advertising Display

- a. Support picture, music and video to 1080P
- b. Support SD/HDMI/USB inputs
- c. Support SD card plug and play automatically
- d. USB update function: update documents by USB drive to SD card
- e. Support connecting with media player box/PC by HDMI input
- f. Playlist function: auto play the designated file at the specific date
- g. Timer function: 5 groups timers to turn on/off at the designated time
- h. Slideshow functions to play music and pictures at the same time
- i. Portrait/landscape display mode
- j. Scrolling text with different color and effect



M LCD Monitor

- a. Professional design for 7-24 hours operation
- b. HDMIx2/VGA inputs
- c. Full HD resolution supported
- d. Support connecting with media player box/PC by HDMI input



PANEL SPECIFICATIONS						
Model No						
Panel Model	10.1inch TFT LED	19inch TFT LCD	21.5inch TFT LED	32inch TFT LED	43inch TFT LED	55inch TFT LED
Max Resolution	1280×800	1440x900	1920x1080	1920x1080	1920x1080	1920x1080
Aspect Ratio	16:10	16:10	16:09	16:09	16:09	16:09
Pixel Pitch	0.1659×0.1659	0.2835x0.2835	0.24825x0.24825	0.36375x0.36375	0.4903×0.4903	0.63x0.63
Viewing Angle	85/85/85/85	85/85/80/80	89/89/89/89	89/89/89/89	89/89/89/89	89/89/89/89
Contrast Ratio	1300:1	1000:1	3000:1	1400:1	1200:1	1400:1
Brightness	350cd/m ²	250cd/m ²	300cd/m ²	500cd/m ²	500cd/m ²	500cd/m ²
Response Time	25ms	5ms	18ms	6.5ms	26ms	6ms
Display Area (mm)	216.96×135.60	408.24x255.15	476.64x268.11	698.4x392.85	941.184x592.416	1209.6x680.4
Panel Size(mm)	241.86×161.6×5.2	428x278x11	495.6x292.2x8.6	727.4x429x227	973x565.8x29	1244.6x720.9
Screen Weight	180g	1.57Kg	1.67Kg	4.8Kg	11Kg	17.5Kg
Lamp Type	WLED	WLED	WLED	WLED	WLED	WLED
Machine Weight	1.7KG	4.8KG	6.5KG	13.6KG	25KG	45KG
Dimensions(mm)	270x190x50	465x310x52	540x330x70	775x475x80	1020x615x80	1295x765x100
Speaker Type	5Wx2pcs	5Wx2pcs	5Wx2pcs	10Wx2pcs	10Wx2pcs	10Wx2pcs
Consumption	12 W	22 W	25 W	40 W	70 W	115 W
Power Input	DC 12V	DC 12V	AC100-240V	AC100-240V	AC100-240V	AC100-240V
VESA Mounting	75X75mm	75X75mm	100X100mm	200X200mm	400X400mm	400X400mm
Media Players	Android System / Windows System / Plug&play System / Monitor					
Mechanical	Cabinet Material	Body: Metal case; Side Frame: Aluminum				
Extended Function	Touch	IR Touch / Capacitive (PCAP) Touch				
	Motion Sensor	Optional				
	High Brightness	Normal/500nits/1000nits/1500nits/2000nits optional				
Accessories	Remote Control, Power supply, User manual, Keys, Tools and Screws					

J Series case





C/OP SERIES

Close Frame/Open Frame Wall mount Design




C Series

Optional size: 10.1"/12.1"/19.1"/22"/49"/55"/65"/75"/86"/98"



OP Series



Application

- POS
- Hotel
- Self-service Terminal
- Public Information Display
- Hospitality
- In-vehicle And Transportation

Design/Material

- C Series:**
- 10"-98" Optional
 - Close Frame Design
 - Wall-mounting Bracket Optional
 - Color Optional
 - Rear With Metal Material

Design/Material

- OP Series:**
- 10"-98" Optional
 - Open Frame Design
 - Wall-mounting Bracket Optional
 - Color Optional
 - Rear With Metal Material



AZ Android Network Display

- a. Android 4.4/5.1 operating system optional
- b. RK 3188/RK 3288 optional
- c. 1GB/2GB/4GB RAM (DDR3) optional
- d. 8GB/16GB/32GB/64GB flash optional
- e. 3G(optional)/WLAN/WiFi network connection
- f. 802.11 B/G/N Internal WiFi
- g. Portrait/landscape display mode
- h. 1080P display output
- i. Remote management software (CMS) optional

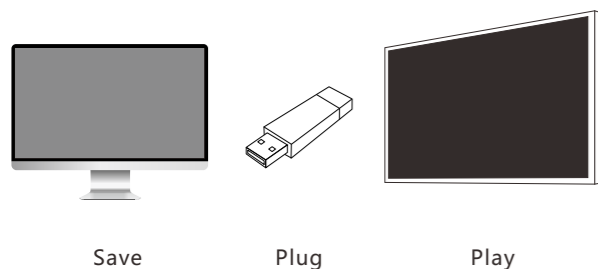
PC All-in-one Windows Display

- a. CPU: Intel® Celeron® Processor 1037U/Intel® Core® Processor I3/I5/I7
- b. Chipset: 1037U+NM70/Haswell-U
- c. System memory: 2GB/4GB/8GB RAM, 60GB/120GB/240GB SSD
- d. Input connectors: VGA/HDMI/USB/RJ45/Audio
- e. Operating system: Windows 7/8/10, Linux
- f. Preinstall Intel OS service optional



C Plug And Play Advertising Display

- a. Support picture, music and video to 1080P
- b. Support SD/HDMI/USB inputs
- c. Support SD card plug and play automatically
- d. USB update function: update documents by USB drive to SD card
- e. Support connecting with media player box/PC by HDMI input
- f. Playlist function: auto play the designated file at the specific date
- g. Timer function: 5 groups timers to turn on/off at the designated time
- h. Slideshow functions to play music and pictures at the same time
- i. Portrait/landscape display mode
- j. Scrolling text with different color and effect



M LCD Monitor

- a. Professional design for 7-24 hours operation
- b. HDMIx2/VGA inputs
- c. Full HD resolution supported
- d. Support connecting with media player box/PC by HDMI input



PANEL SPECIFICATIONS

Model No					
Panel Model	10.1inch TFT LED	12.1inch TFT LED	15.6inch TFT LCD	17inch TFT LCD	18.5inch TFT LCD
Max Resolution	1280x800	1280x800(WXGA)	1920x1080	1280x1024	1366x768
Aspect Ratio	16:10	16:10	16:09	5:04	16:9
Pixel Pitch	0.1659x0.1659	0.204x0.204	0.17925x0.17925	0.264x0.264	0.300x0.300
Viewing Angle	85/85/85/85	80/80/65/80	85/85/85/85	85/85/80/80	89/89/89/89
Contrast Ratio	1300:1	800:1	700:1	350:1	1000:1
Brightness	350cd/m ²	400cd/m ²	300cd/m ²	250cd/m ²	300cd/m ²
Response Time	25ms	35ms	25ms	25ms	14ms
Display Area (mm)	216.96x135.60	261.12x163.2	344.16x193.59	337.92x270.336	409.8x230.4
Panel Size(mm)	241.86x161.6x5.2	278x184x8.6	359.5x223.8x3.2	358.5x296.5x18.5	430.4x254.6x7.8
Screen Weight	180g	550g	1.2kg	2.05Kg	1.29Kg
Lamp Type	WLED	WLED	WLED	CCFL	WLED
Machine Weight	0.9KG	1.8KG	3.3KG	4.1KG	4.8KG
Dimensions(mm)	246x168x32.5	301x203x44	344x268x51	429x319x45	465x315x50
Speaker Type	5Wx2pcs	5Wx2pcs	5Wx2pcs	5Wx2pcs	5Wx2pcs
Consumption	12 W	15 W	16 W	17 W	18 W
Power Input	DC 12V	DC 12V	DC 12V	DC 12V	DC 12V
VESA Mounting	75x75mm	75x75mm	75x75mm	75x75mm	75x75mm
Media Players	Android System / Windows System / Plug&play System / Monitor				
Mechanical	Cabinet Material	Body: Metal case			
Extended Function	Touch	IR Touch / Capacitive (PCAP) Touch			
	Motion Sensor	Optional			
	High Brightness	Normal/500nits/1000nits/1500nits/2000nits optional			
Accessories	Remote Control, Power supply, User manual, Keys, Tools and Screws				

C Series case



PANEL SPECIFICATIONS						
Model No						
Panel Model	19inch TFT LCD	21.5inch TFT LED	23.6inch TFT LCD	27inch TFT LED	32inch TFT LED	43inch TFT LED
Max Resolution	1440x900	1920x1080	1920x1080	1920x1080	1920x1080	1920x1080
Aspect Ratio	16:10	16:09	16:9	16:09	16:09	16:09
Pixel Pitch	0.2835x0.2835	0.24825x0.24825	0.2715x0.2715	0.31125x0.31125	0.36375x0.36375	0.4903x0.4903
Viewing Angle	85/85/80/80	89/89/89/89	89/89/89/89	85/85/80/80	89/89/89/89	89/89/89/89
Contrast Ratio	1000:1	3000:1	3000:1	1200:1	1400:1	1200:1
Brightness	250cd/m ²	300cd/m ²	250cd/m ²	300cd/m ²	500cd/m ²	500cd/m ²
Response Time	5ms	18ms	10ms	12ms	6.5ms	26ms
Display Area (mm)	408.24x255.15	476.64x268.11	521.28x293.22	597.6x336.15	698.4x392.85	941.184x592.416
Panel Size(mm)	428x278x11	495.6x292.2x8.6	544.8x320.5x11.5	630x368.2x15	727.4x429x227	973x565.8x29
Screen Weight	1.57Kg	1.67Kg	2.3Kg	2.35Kg	4.8Kg	11Kg
Lamp Type	WLED	WLED	WLED	WLED	WLED	WLED
Machine Weight	3.6KG	4.5KG	5.9KG	6.2KG	9.4KG	23.4KG
Dimensions(mm)	445x292x47.5	515x305x45	597x364x47.5	647.5x386x50	774.5x469x55.5	998.4x593x57.5
Speaker Type	5Wx2pcs	5Wx2pcs	10Wx2pcs	10Wx2pcs	10Wx2pcs	10Wx2pcs
Consumption	22 W	25 W	31 W	32 W	40 W	70 W
Power Input	DC 12V	DC12V	DC12V	AC100-240V	AC100-240V	AC100-240V
VESA Mounting	75x75mm	100x100mm	100x100mm	100x100mm	200x200mm	400x400mm
Media Players	Android System / Windows System / Plug&play System / Monitor					
Mechanical	Cabinet Material	Body: Metal case				
Extended Function	Touch	IR Touch / Capacitive (PCAP) Touch				
	Motion Sensor	Optional				
	High Brightness	Normal/500nits/1000nits/1500nits/2000nits optional				
Accessories	Remote Control, Power supply, User manual, Keys, Tools and Screws					

OP Series case



PANEL SPECIFICATIONS

PANEL SPECIFICATIONS						
Model No						
Panel Model	49inch TFT LCD	55inch TFT LED	65inch TFT LED	75inch TFT LED	86inch TFT LCD	98inch TFT LCD
Max Resolution	1920x1080	1920x1080	3840x2160	3840x2160	3840x2160	3840x2160
Aspect Ratio	16:09	16:09	16:09	16:09	16:09	16:09
Pixel Pitch	0.53025*0.53025	0.63x0.63	0.372x0.372	0.4296x0.4296	0.4935x0.4935	0.5622x0.5622
Viewing Angle	89/89/89/89	89/89/89/89	89/89/89/89	89/89/89/89	89/89/89/89	89/89/89/89
Contrast Ratio	1000:1	1400:1	1400:1	1200:1	1200:1	1300:1
Brightness	500cd/m ²	500cd/m ²	500cd/m ²	500cd/m ²	500cd/m ²	500cd/m ²
Response Time	12ms	6ms	8ms	8ms	8ms	8ms
Display Area (mm)	1073.78x604	1209.6x680.4	1428.48x803.52	1549.44x871.56	1895.04x1065.96	2158.85x1214.35
Panel Size(mm)	1096.2x632.5x29	1244.6x720.9	1450.5x828.5x30.8	1675.2x953.6x12	1922.2x1093.2x13.6	2187.8x1242.8x68.6
Screen Weight	18Kg	17.5Kg	25Kg	33Kg	39.9Kg	59Kg
Lamp Type	WLED	WLED	WLED	WLED	WLED	WLED
Machine Weight	30.1KG	30.9KG	50KG	73.5KG	156KG	200KG
Dimensions(mm)	1227x662x85	1269.5x749x62	1495x870x72.5	1635x960x70	1946x1132.5x75	2238x1293x135
Speaker Type	10Wx2pcs	10Wx2pcs	10Wx2pcs	10Wx2pcs	10Wx2pcs	10Wx2pcs
Consumption	98 W	115 W	230 W	370 W	500 W	550 W
Power Input	AC100-240V	AC100-240V	AC100-240V	AC100-240V	AC100-240V	AC100-240V
VESA Mounting	400x400mm	400x400mm	400x400mm	400x400mm	600x600mm	600x600mm
Media Players	Android System / Windows System / Plug&play System / Monitor					
Mechanical	Cabinet Material	Body: Metal case				
Extended Function	Touch	IR Touch / Capacitive (PCAP) Touch				
	Motion Sensor	Optional				
	High Brightness	Normal/500nits/1000nits/1500nits/2000nits optional				
Accessories	Remote Control, Power supply, User manual, Keys, Tools and Screws					

OP Series case





K SERIES
Stretched Display



Optional size: 7.36"/14.9"/19.1"/28.8"/38"/41.5"



Application

- POS
- Hotel
- Self-service Terminal
- Supermarket
- Public Information Display
- Hospitality
- In-vehicles And Transportation

Design/Material

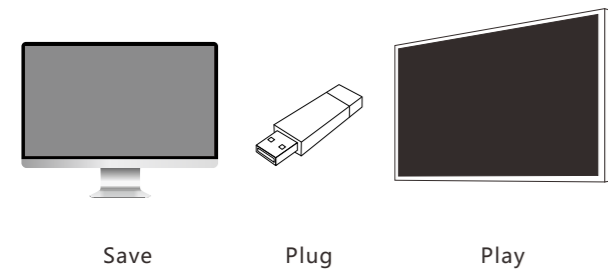
- 10"-41.5" Optional
- Close Frame Design
- Wall-mounting Bracket Optional
- Color Optional
- Rear With Metal Material



AZ Android Network Display

- a. Android 4.4/5.1 operating system optional
- b. RK 3188/RK 3288 optional
- c. 1GB/2GB/4GB RAM (DDR3) optional
- d. 8GB/16GB/32GB/64GB flash optional
- e. 3G(optional)/WLAN/WiFi network connection
- f. 802.11 B/G/N Internal WiFi
- g. Portrait/landscape display mode
- h. 1080P display output
- i. Remote management software (CMS) optional

K Plug And Play Advertising Display



- a. Support picture, music and video to 1080P
- b. Support SD/HDMI/USB inputs
- c. Support SD card plug and play automatically
- d. USB update function: update documents by USB drive to SD card
- e. Support connecting with media player box/PC by HDMI input
- f. Playlist function: auto play the designated file at the specific date
- g. Timer function: 5 groups timers to turn on/off at the designated time
- h. Slideshow functions to play music and pictures at the same time
- i. Portrait/landscape display mode
- j. Scrolling text with different color and effect

M LCD Monitor



- a. Professional design for 7-24 hours operation
- b. HDMIx2/VGA inputs
- c. Full HD resolution supported
- d. Support connecting with media player box/PC by HDMI input

KEY FEATURES



- Ultra Stretch Design
- Close Frame/ Open Frame Design
- 75x75/100x100 Vesa mounting holes
- Color Optional
- Splitter screen playback

PANEL SPECIFICATIONS

Model No					
Panel Model	7.36inch TFT LCD	14.9inch TFT LCD	19inch TFT LCD	28.8 inch TFT LCD	41.5inch TFT LED
Max Resolution	1280x400	1280x390	1920x340	1366x384	1920x540
Aspect Ratio	16:05	>3:1	>3:1	16:5	<16:6
Pixel Pitch	0.0465x0.1395	0.282x0.282	0.24825x0.24825	0.501075x0.501575	0.53025x0.53025
Viewing Angle	89/89/89/89	70/70/50/70	85/85/80/80	89/89/89/89	89/89/89/89
Contrast Ratio	1000:1	500:1	1000:1	1200:1	3000:01
Brightness	250cd/m ²	400cd/m ²	700cd/m ²	700cd/m ²	700cd/m ²
Response Time	25ms	30ms	5ms	8ms	6.5ms
Display Area (mm)	178.6x55.8	360.94x109.98	476.64x84.405 mm	697.685x196.128	1018.01x285.5
Panel Size(mm)	192x70.6x5	407.5x136 x20.5	495.6x108.5x11	739.1x239 mm	1057.5x326.5x29.6
Screen Weight	160g	890g	1.78Kg	2.4Kg	4.2kg
Lamp Type	WLED	WLED	WLED	WLED	WLED
Machine Weight	0.5 KG	2.3 KG	2.5 KG	6.7 KG	9.8 KG
Dimensions(mm)	200x35x100	420x40x170	521.5x44x129	757.5x59.5x256.5	1077.5x60x345.5
Speaker Type	5Wx2pcs	5Wx2pcs	5Wx2pcs	5Wx2pcs	5Wx2pcs
Consumption	3.6 W	15 W	41 W	20 W	46 W
Power Input	DC12V	DC12V	DC12V	DC12V	DC12V
VESA Mounting	75x75mm	75x75mm	75x75mm	200x200mm	400x400mm
Media Players	Android System / Plug&play System / Monitor				
Mechanical	Cabinet Meterial	Body: Metal case			
Accessories	Remote Control, Power supply, User manual, Keys, Tools and Screws				

K Series case





W SERIES


LCD Video Wall Display



Our LCD Video wall solutions provide for all-in-one, easy-to-configure solution that is ideal for dynamic digital signage, information display and command & control applications.

Our Video wall panels make your digital signage easy to implement, configure and operate. Video wall displays support an extensive array of connectivity options, including VGA, DVI, HDMI, Composite, and supports RC-232 Serial connectivity for multiple display control. The ultra-thin bezel (4mm) make these displays appear nearly seamless for video walls consisting of up to 250 displays. Our video wall software allows you to change, reposition and resize content in real time from a single PC or Media Player box. No matter where you display these screens you can be assured people will be captivated by your message.

Optional size: 40"/42"/46"/49"/55"



Application

- Hospitals
- Retail Stores
- Shopping Malls
- Supermarkets
- Museums and Galleries
- Airports

Design/Material

- 40"-55" Optional
- Slim Bezel design
- LG/Samsung LCD Panel
- 1920x1080 Full HD Resolution
- Artistic video wall software supported

KEY FEATURES

Super Narrow Bezel



Active to Active
3.8mm
Bezel to Bezel
3.5mm

2.25(Left/top)/1.25mm(Right/Bottom)

Featuring an extremely narrow bezel width of 3.9mm/5.3 mm, Our LCD video wall displays provide a near seamless image for public venues and control rooms.

Auto Color Calibration



VS

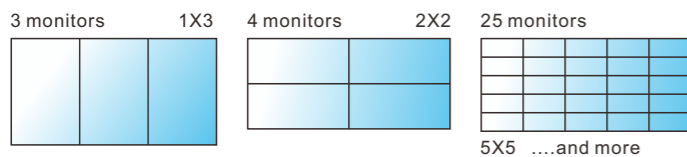


Before

After

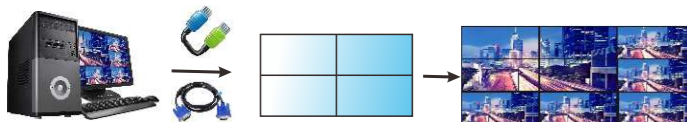
Our LCD video wall features an auto color calibration tool to ensure a uniform image across the entire tiled LCD display. The calibration sensor is placed on the screen and communicates with the video wall through either USB or RS232. It automatically adjusts the color and brightness to ensure all individual displays closely match.

Create Dynamic Video Walls




Our video wall monitors can be joined together to build all kinds of multi-screen configurations. The features of LCD monitor is easy to control and install, what are needed in order to produce a professional video wall display.

Software Control



Connect and control your video wall from a central admin computer. Using display-based software to manage your network of displays from a single location via RJ45 and Rs232. Easily identify your displays and fine-tune all display settings including brightness, contrast, saturation and sharpness.

Comprehensive Set of Inputs



Our LCD video walls come with a full array of connectivity and control options including DVI, HDMI, VGA and RJ45, RS232 AV OUT and AV IN.

Installation optional



Our video wall design allows you to mount any landscape or portrait video wall configuration with any number of screens, designed with the wall mount bracket, free standing type bracket optional. Which enables clients to find the cost-effective solution to fit their needs.

PANEL SPECIFICATIONS

Model No					
Panel Model	40" TFT-LED	42" TFT-LED	46" TFT-LCD	49" TFT-LCD	55" TFT-LCD
Aspect Ratio	16:9	16:9	16:9	16:9	16:9
Max Resolution	1920x1080	1920x1080	1920x1080	1920x1080	1920x1080
Display color	16.7M	16.7M	16.7M	16.7M	16.7M
Chroma	97%	97%	97%	97%	97%
Brightness	500cd/m ²	500cd/m ²	500/700cd/m ²	500/700cd/m ²	500/700cd/m ²
Brightness Type	LED	LED	LED	LED	LED
Seam(mm)	≤16mm ≤12mm	≤16mm ≤12mm	≤3.5mm	≤1.8mm ≤3.5mm	≤1.8mm ≤3.5mm
Contrast	3500:1	3000:1	3000:1	3000:1	3000:1
Visual Angle	178°/178°	178°/178°	178°/178°	178°/178°	178°/178°
Response Time	8ms	8ms	8ms	8ms	8ms
Life(hrs)	>50,000(hrs)	>50,000(hrs)	>50,000(hrs)	>50,000(hrs)	>50,000(hrs)
APPEARANCE					
Dimension (mm)	893.1x86.8x504.4	958.4x120.4x551.3	1024x122x579	1077.58x109.5x607.8	1211.4x111.7x682.2
Color	Matte Black	Matte Black	Matte Black	Matte Black	Matte Black
Panel Material	Metal case SPCC	Metal case SPCC	Metal case SPCC	Metal case SPCC	Metal case SPCC
Installation	Wall-mounted	Wall-mounted	Wall-mounted	Wall-mounted	Wall-mounted
POWER					
Power Supply	AC 100-240V 50/60Hz				
Power Consumption (Max)	≤220W	≤220W	≤220W	≤300W	≤300W
Power Consumption (Min)	<5W	<5W	<5W	<5W	<5W
INTERFACE					
DVI 1input	HDMI 1input	VGA 1input	CVBS 1input&1output	Rs232 1input&2output	ON/OFF x1
VIDEO					
Color System	PAL/NTSC/SECAM		Menu language	Chinese/English(multiple language option required)	

W Series case






SO SERIES

Semi-outdoor Display



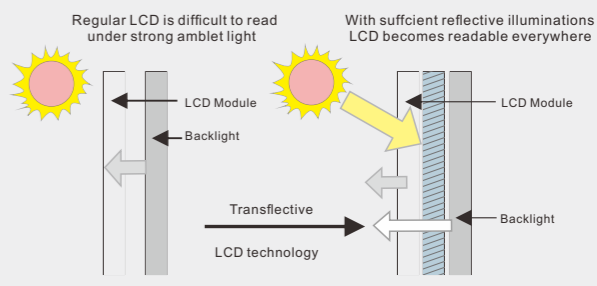
KEY FEATURES

AG Glass with Anti-reflective Function




Anti-reflective AG glass can avoid interfere of ultraviolet radiation.

Sunlight Readable



The high brightness outdoor displays with 2000nits, maintains high picture quality and image readability in an outdoor environments.

Smart Fans for Cooling




Self-cooling solution, equips this display to handle a wide operating temperature range, from 0°C-35°C.

Auto Brightness Sensor



Adjust before Automatic adjustment
Screen brightness is automatically adjusted by its surrounding illumination level.

Touch Options



Grid of Infrared light Photo Transistors

Our LCD Monitor could be with touch function, namely resistive, touch, Infrared Touch and capacitive options.

Close-Frame/Open Frame Type Options



Our could provide OEM/ODM service, so monitor could be with close frame and open frame different design

Colour Options



Welcome different colors for the metal case.

Brightness Options



1000nits 1500nits 2000nits

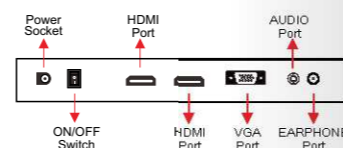
Depending on different application environment, Our monitor could be with different brightness, such as 500nit/1000nits/1500nits/2000nits.

SO SERIES

19" Semi-Outdoor High Brightness LCD Monitor

1000 nits

PANEL SPECIFICATIONS	
Model No	
Panel Model	19inch TFT LCD
Max Resolution	1440x900
Aspect Ratio	16:10
Pixel Pitch	0.2835x0.2835
Viewing Angle	85/85/80/80
Contrast Ratio	1000:1
Brightness	1000cd/m ²
Response Time	5ms
Display Area (mm)	408.24x255.15
Panel Size(mm)	428x278x11
Screen Weight	1.57Kg
Lamp Type	WLED
Machine Weight	3.6KG
Dimensions(mm)	455x305x50
Speaker Type	5Wx2pcs
Consumption	54 W
Power Input	DC 12V
VESA Mounting	75x75mm
CONNECTORS(Input)	
HDMI	x2
VGA	x1
Audio	3.5mm Stereo Jack
ON/OFF	Switch x1
ENVIRONMENTAL	
Operating Temperature	0-50 degree
Storage Temperature	0-65 degree
Operating Humidity	20%-80%Noncondensing
Storage Humidity	10%-90%Noncondensing
MECHANICAL	
Cabinet Material	Metal
Finish	Black
Mount	Wall mounting

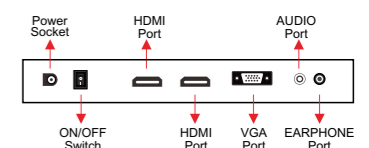
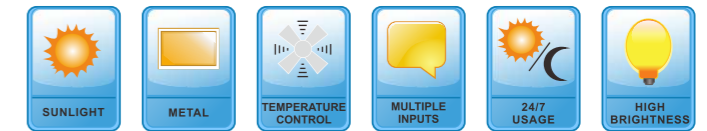


Features

- ※ 1440x900 resolution
- ※ 1000nits high brightness
- ※ HDMI, VGA, DVI Input
- ※ Built in small fans for cooling
- ※ 75x75mm vesa holes
- ※ Sunlight readable function
- ※ IR/capacitive touch optional

1500 nits

PANEL SPECIFICATIONS	
Model No	
Panel Model	23.6inch TFT LCD
Max Resolution	1920x1080
Aspect Ratio	16:9
Pixel Pitch	0.2715x0.2715
Viewing Angle	89/89/89/89
Contrast Ratio	3000:1
Brightness	1500cd/m ²
Response Time	10ms
Display Area (mm)	521.28x293.22
Panel Size(mm)	544.8x320.5x11.5
Screen Weight	2.3Kg
Lamp Type	WLED
Machine Weight	6.9KG
Dimensions(mm)	590x50x355
Speaker Type	10Wx2pcs
Consumption	67 W
Power Input	DC12V
VESA Mounting	100x100mm
CONNECTORS(Input)	
HDMI	x2
VGA	x1
Audio	3.5mm Stereo Jack
ON/OFF	Switch x1
ENVIRONMENTAL	
Operating Temperature	0-50 degree
Storage Temperature	0-65 degree
Operating Humidity	20%-80%Noncondensing
Storage Humidity	10%-90%Noncondensing
MECHANICAL	
Cabinet Material	Metal
Finish	Black
Mount	Wall mounting



Features

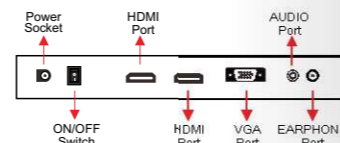
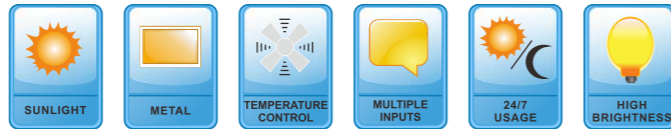
- ※ 1920x1080 resolution
- ※ 1500nits high brightness
- ※ HDMI, VGA, DVI Input
- ※ Built in small fans for cooling
- ※ 100x100mm vesa holes
- ※ Sunlight readable function
- ※ IR/capacitive touch optional

SO SERIES

32" Semi-Outdoor High Brightness LCD Monitor

1500 nits

PANEL SPECIFICATIONS	
Model No	
Panel Model	32inch TFT LED
Max Resolution	1920x1080
Aspect Ratio	16:09
Pixel Pitch	0.36375x0.36375
Viewing Angle	89/89/89/89
Contrast Ratio	1400:1
Brightness	1500cd/m ²
Response Time	6.5ms
Display Area (mm)	698.4x392.85
Panel Size(mm)	727.4x429x227
Screen Weight	4.8Kg
Lamp Type	WLED
Machine Weight	21.5KG
Dimensions(mm)	754x47x451
Speaker Type	10Wx2pcs
Consumption	228 W
Power Input	AC100-240V
VESA Mounting	200x200mm
CONNECTORS(Input)	
HDMI	x2
VGA	x1
Audio	3.5mm Stereo Jack
ON/OFF	Switch x1
ENVIRONMENTAL	
Operating Temperature	0-50 degree
Storage Temperature	0-65 degree
Operating Humidity	20%-80%Noncondensing
Storage Humidity	10%-90%Noncondensing
MECHANICAL	
Cabinet Material	Metal
Finish	Black
Mount	Wall mounting

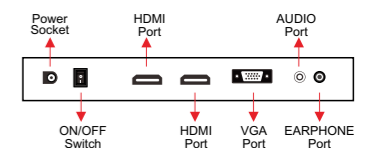

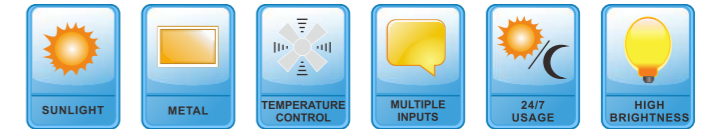



Features

- ※ 1920x1080 resolution
- ※ 1500nits high brightness
- ※ HDMI, VGA Input
- ※ Built in small fans for cooling
- ※ 200x200mm vesa holes
- ※ Sunlight readable function
- ※ IR/capacitive touch optional

1500 nits

PANEL SPECIFICATIONS	
Model No	
Panel Model	49inch TFT LCD
Max Resolution	1920x1080
Aspect Ratio	16:09
Pixel Pitch	0.53025*0.53025
Viewing Angle	89/89/89/89
Contrast Ratio	1000:1
Brightness	1500cd/m ²
Response Time	12ms
Display Area (mm)	1073.78x604
Panel Size(mm)	1096.2x632.5x29
Screen Weight	18Kg
Lamp Type	WLED
Machine Weight	30.1KG
Dimensions(mm)	1227x85x662
Speaker Type	10Wx2pcs
Consumption	160 W
Power Input	AC100-240V
VESA Mounting	400x400mm
CONNECTORS(Input)	
HDMI	x2
VGA	x1
Audio	3.5mm Stereo Jack
ON/OFF	Switch x1
ENVIRONMENTAL	
Operating Temperature	0-50 degree
Storage Temperature	0-65 degree
Operating Humidity	20%-80%Noncondensing
Storage Humidity	10%-90%Noncondensing
MECHANICAL	
Cabinet Material	Metal
Finish	Black
Mount	Wall mounting



Features

- ※ 1920x1080 resolution
- ※ 1500nits high brightness
- ※ HDMI, VGA Input
- ※ Built in small fans for cooling
- ※ 100x100mm vesa holes
- ※ Sunlight readable function
- ※ IR/capacitive touch optional

SO SERIES

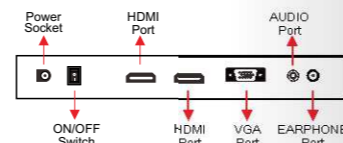
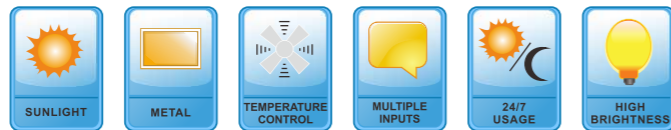
49" Semi-Outdoor High Brightness LCD Monitor

SO SERIES

55" Semi-Outdoor High Brightness LCD Monitor

1500 nits

PANEL SPECIFICATIONS	
Model No	
Panel Model	55inch TFT LED
Max Resolution	1920x1080
Aspect Ratio	16:09
Pixel Pitch	0.63x0.63
Viewing Angle	89/89/89/89
Contrast Ratio	1400:1
Brightness	1500cd/m ²
Response Time	6ms
Display Area (mm)	1209.6x680.4
Panel Size(mm)	1244.6x720.9
Screen Weight	17.5Kg
Lamp Type	WLED
Machine Weight	30.9KG
Dimensions(mm)	1269.5x62x749
Speaker Type	10Wx2pcs
Consumption	94 W
Power Input	AC100-240V
VESA Mounting	400x400mm
CONNECTORS(Input)	
HDMI	x2
VGA	x1
Audio	3.5mm Stereo Jack
ON/OFF	Switch x1
ENVIRONMENTAL	
Operating Temperature	0-50 degree
Storage Temperature	0-65 degree
Operating Humidity	20%-80%Noncondensing
Storage Humidity	10%-90%Noncondensing
MECHANICAL	
Cabinet Material	Metal
Finish	Black
Mount	Wall mounting

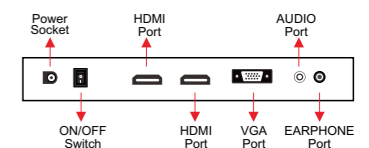

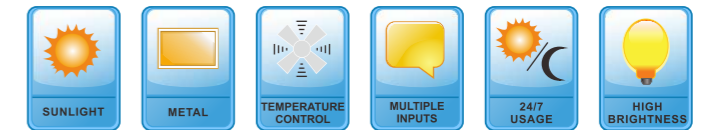



Features

- ※ 1920x1080 resolution
- ※ 1500nits high brightness
- ※ HDMI, VGA Input
- ※ Built in small fans for cooling
- ※ 400x400mm vesa holes
- ※ Sunlight readable function
- ※ IR touch optional

1500 nits

PANEL SPECIFICATIONS	
Model No	
Panel Model	86inch TFT LCD
Max Resolution	3840x2160
Aspect Ratio	16:09
Pixel Pitch	0.4935x0.4935
Viewing Angle	89/89/89/89
Contrast Ratio	1200:1
Brightness	1500cd/m ²
Response Time	8ms
Display Area (mm)	1895.04x1065.96
Panel Size(mm)	1922.2x1093.2x13.6
Screen Weight	39.9Kg
Lamp Type	WLED
Machine Weight	156KG
Dimensions(mm)	1946x1132.5x75
Speaker Type	10Wx2pcs
Consumption	500 W
Power Input	AC100-240V
VESA Mounting	600x600mm
CONNECTORS(Input)	
HDMI	x2
VGA	x1
Audio	3.5mm Stereo Jack
ON/OFF	Switch x1
ENVIRONMENTAL	
Operating Temperature	0-50 degree
Storage Temperature	0-65 degree
Operating Humidity	20%-80%Noncondensing
Storage Humidity	10%-90%Noncondensing
MECHANICAL	
Cabinet Material	Metal
Finish	Black
Mount	Wall mounting



Features

- ※ 3840x2160 resolution
- ※ 1500nits high brightness
- ※ HDMI, VGA Input
- ※ Built in small fans for cooling
- ※ 600x600mm vesa holes
- ※ Sunlight readable




OD SERIES

Outdoor Display With Ip65 Grade



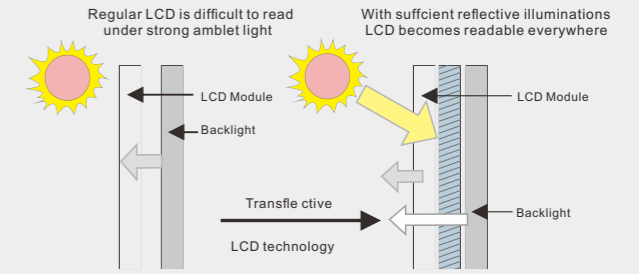
KEY FEATURES

AG Glass with Anti-reflective Function



Anti-reflective AG glass can avoid interfere of ultraviolet radiation.

Sunlight Readable



The high brightness outdoor displays with 2000nits, maintains high picture quality and image readability in an outdoor environments.

All Weather Capable



Our outdoor display is with IP65 Rate, could be used at any serious weather conditions.

Auto Brightness Sensor



Adjust before

Automatic adjustment


Screen brightness is automatically adjusted by its surrounding illumination level.

Air Conditional




Our big size outdoor displays are with air-conditioner for cooling and heating system to enhance resistance to outdoor temperature between -20-60 .

Multi-circuit Protection



Smart Fans for Cooling



Self-cooling solution, equips this display to handle a wide operating temperature range, from 0 -35 .

Appearance Options



Freestanding and wall mount type optional.

OD SERIES

19" Wall Mounted Outdoor Sunlight Readable Display

1000 nits

PANEL SPECIFICATIONS

Model No	
Panel Model	19inch TFT LCD
Max Resolution	1440x900
Aspect Ratio	16:10
Pixel Pitch	0.2835x0.2835
Viewing Angle	85/85/80/80
Contrast Ratio	1000:1
Brightness	1000cd/m ²
Response Time	5ms
Display Area (mm)	408.24x255.15
Panel Size(mm)	428x278x11
Screen Weight	1.57Kg
Lamp Type	WLED
Machine Weight	17.4KG
Dimensions(mm)	540x205x345.5
Speaker Type	10Wx2pcs
Consumption	54W
Power Input	AC100-240V

CONNECTORS(Input)

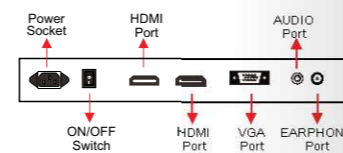
HDMI	x2
VGA	x1
Audio	3.5mm Stereo Jack
ON/OFF	Switch x1

ENVIRONMENTAL

Auto Cooling System	yes
Auto Heating System	yes
AG Glass Anti-UV Film	yes
Temperature Operation	- 20 + 60
IP Protection	IP65

MECHANICAL

Cabinet Material	Metal
Finish	Outdoor Powder



Features

- ※ 1440x900 resolution
- ※ 1000nits high brightness
- ※ HDMI, VGA Input
- ※ Built in strong fans for cooling
- ※ Sunlight readable and dustproof function

2000 nits

OD SERIES

32" Wall Mounted Outdoor Sunlight Readable Display

PANEL SPECIFICATIONS

Model No	
Panel Model	32inch TFT LED
Max Resolution	1920x1080
Aspect Ratio	16:09
Pixel Pitch	0.36375x0.36375
Viewing Angle	89/89/89/89
Contrast Ratio	1400:1
Brightness	2000cd/m ²
Response Time	6.5ms
Display Area (mm)	698.4x392.85
Panel Size(mm)	727.4x429x227
Screen Weight	4.8Kg
Lamp Type	WLED
Machine Weight	96.3KG
Dimensions(mm)	900x365x615
Speaker Type	10Wx2pcs
Consumption	280 W
Power Input	AC100-240V

CONNECTORS(Input)

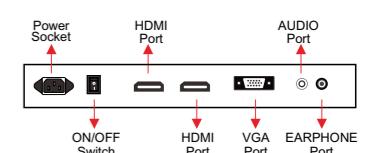


HDMI	x2
VGA	x1
Audio	3.5mm Stereo Jack
ON/OFF	Switch x1

ENVIRONMENTAL

Auto Cooling System	yes
Auto Heating System	yes
AG Glass Anti-UV Film	yes
Temperature Operation	- 20 + 60
IP Protection	IP65

MECHANICAL

Cabinet Material	Metal
Finish	Outdoor Powder



Features

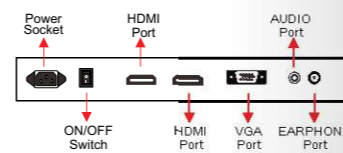
- ※ 1920x1080 resolution
- ※ 2000nits high brightness
- ※ HDMI, VGA Input
- ※ Airon for cooling and heating system
- ※ Sunlight readable and dustproof function
- ※ IP 65 waterproof function

OD SERIES

43" Wall Mounted Outdoor Sunlight Readable Display

2000 nits

PANEL SPECIFICATIONS	
Model No	
Panel Model	43inch TFT LED
Max Resolution	1920x1080
Aspect Ratio	16:09
Pixel Pitch	0.4903x0.4903
Viewing Angle	89/89/89/89
Contrast Ratio	1200:1
Brightness	2000cd/m ²
Response Time	26ms
Display Area (mm)	941.184x592.416
Panel Size(mm)	973x565.8x29
Screen Weight	11Kg
Lamp Type	WLED
Machine Weight	135KG
Dimensions(mm)	998.4x107.5x593
Speaker Type	10Wx2pcs
Consumption	285W
Power Input	AC100-240V
CONNECTORS(Input)	
HDMI	x2
VGA	x1
Audio	3.5mm Stereo Jack
ON/OFF	Switch x1
ENVIRONMENTAL	
Auto Cooling System	yes
Auto Heating System	yes
AG Glass	yes
Anti-UV Film	yes
Temperature Operation	- 20 + 60
IP Protection	IP65
MECHANICAL	
Cabinet Material	Metal
Finish	Outdoor Powder



Features

- ※ 1920x1080 resolution
- ※ 2000nits high brightness
- ※ HDMI, VGA Input
- ※ Air condition for cooling and heating system
- ※ Sunlight readable and dustproof function
- ※ IP 65 waterproof function

OD SERIES

65" Wall Mount Outdoor Sunlight Readable Display

2000 nits

PANEL SPECIFICATIONS	
Model No	
Panel Model	65inch TFT LED
Max Resolution	1920x1080
Aspect Ratio	16:09
Pixel Pitch	0.744x0.744
Viewing Angle	89/89/89/89
Contrast Ratio	5000:1
Brightness	2000cd/m ²
Response Time	8ms
Display Area (mm)	1428.48x803.52
Panel Size(mm)	1450.5x828.5x30.8
Screen Weight	25Kg
Lamp Type	WLED
Machine Weight	198KG
Dimensions(mm)	1640x265x965
Speaker Type	10Wx2pcs
Consumption	440 W
Power Input	AC100-240V
CONNECTORS(Input)	
HDMI	x2
VGA	x1
Audio	3.5mm Stereo Jack
ON/OFF	Switch x1
ENVIRONMENTAL	
Auto Cooling System	yes
Auto Heating System	yes
AG Glass	yes
Anti-UV Film	yes
Temperature Operation	- 20 + 60
IP Protection	IP65
MECHANICAL	
Cabinet Material	Metal
Finish	Outdoor Powder



Features

- ※ 1920x1080 resolution
- ※ 2000nits high brightness
- ※ HDMI, VGA Input
- ※ Built in strong fans for cooling
- ※ Sunlight readable and dustproof function
- ※ IP65 waterproof function

OD SERIES

32" Freestanding Outdoor Sunlight Readable Display

2000 nits

PANEL SPECIFICATIONS	
Model No	
Panel Model	32inch TFT LED
Max Resolution	1920x1080
Aspect Ratio	16:09
Pixel Pitch	0.36375x0.36375
Viewing Angle	89/89/89/89
Contrast Ratio	1400:1
Brightness	2000cd/m ²
Response Time	6.5ms
Display Area (mm)	698.4x392.85
Panel Size(mm)	727.4x429x227
Screen Weight	4.8Kg
Lamp Type	WLED
Machine Weight	83KG
Dimensions(mm)	1800x530x530
Speaker Type	10Wx2pcs
Consumption	350 W
Power Input	AC100-240V
CONNECTORS(Input)	
HDMI	x2
VGA	x1
Audio	3.5mm Stereo Jack
ON/OFF	Switch x1
ENVIRONMENTAL	
Auto Cooling System	yes
Auto Heating System	yes
AG Glass	yes
Anti-UV Film	yes
Temperature Operation	- 20 + 60
IP Protection	IP65
MECHANICAL	
Cabinet Material	Metal
Finish	Outdoor Powder



Features


- ※ 1920x1080 resolution
- ※ 2000nits high brightness
- ※ HDMI, VGA Input
- ※ Built in air-condition for cooling
- ※ Sunlight readable and dustproof function
- ※ IP65 waterproof function

OD SERIES

43" Freestanding Sunlight Readable Outdoor Display With IP65

2000 nits

PANEL SPECIFICATIONS	
Model No	
Panel Model	43inch TFT LED
Max Resolution	1920x1080
Aspect Ratio	16:09
Pixel Pitch	0.4903x0.4903
Viewing Angle	89/89/89/89
Contrast Ratio	1200:1
Brightness	2000cd/m ²
Response Time	26ms
Display Area (mm)	941.184x592.416
Panel Size(mm)	973x565.8x29
Screen Weight	11Kg
Lamp Type	WLED
Machine Weight	105KG
Dimensions(mm)	1880x237x745
Speaker Type	10Wx2pcs
Consumption	440 W
Power Input	AC100-240V
CONNECTORS(Input)	
HDMI	x2
VGA	x1
Audio	3.5mm Stereo Jack
ON/OFF	Switch x1
ENVIRONMENTAL	
Auto Cooling System	yes
Auto Heating System	yes
AG Glass	yes
Anti-UV Film	yes
Temperature Operation	- 20 + 60
IP Protection	IP65
MECHANICAL	
Cabinet Material	Metal
Finish	Outdoor Powder



Features

- ※ 1920x1080 resolution
- ※ 2000nits high brightness
- ※ HDMI, VGA Input
- ※ Built in fans for cooling
- ※ Sunlight readable and dustproof function
- ※ IP65 waterproof function

10.1" Wall Cabinet Android LCD Display with POE

PANEL SPECIFICATIONS	
Model No	
Panel Model	10.1inch TFT LED
Max Resolution	1280x800
Aspect Ratio	16:10
Pixel Pitch	0.1659x0.1659
Viewing Angle	85/85/85/85
Contrast Ratio	1300:1
Brightness	350cd/m ²
Response Time	25ms
Display Area (mm)	216.96x135.60
Panel Size(mm)	241.86x161.6x5.2
Screen Weight	180g
Lamp Type	WLED
Machine Weight	0.9KG
Dimensions(mm)	297.8x48x216.5
Speaker Type	5Wx2pcs
Consumption	12 W
Power Input	DC 12V
CONNECTORS	
USB 2.0	X2
HDMI (Output)	X1
SD	X1
Rj45	X1
3G SIM (Optional)	X1
ON/OFF	X1
MECHANICAL	
Cabinet Material	Metal
Finish	Black

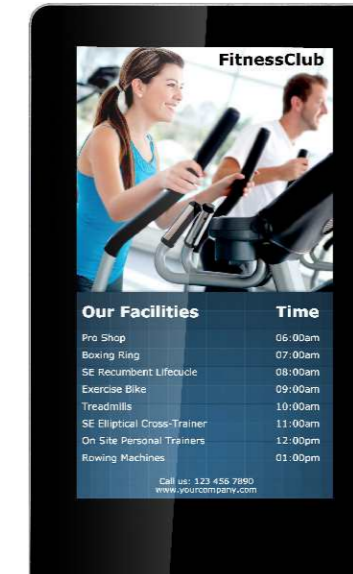


Features

- ※ 10.1" 1280x800 IPS panel
- ※ Android operating system
- ※ with POE
- ※ Embedded in wall
- ※ Tempered glass protection for the screen
- ※ Easy to get out of the wall

15.6" Capacitive Touch Android Display

PANEL SPECIFICATIONS	
Model No	
Panel Model	15.6inch TFT LCD
Max Resolution	1920x1080
Aspect Ratio	16:09
Pixel Pitch	0.17925x0.17925
Viewing Angle	85/85/85/85
Contrast Ratio	700:1
Brightness	300cd/m ²
Response Time	25ms
Display Area (mm)	344.16x193.59
Panel Size(mm)	359.5x223.8x3.2
Screen Weight	1.2kg
Lamp Type	WLED
Machine Weight	3.1KG
Dimensions(mm)	264x215.5x425
Speaker Type	5Wx2pcs
Consumption	16 W
Power Input	DC 12V
CONNECTORS	
USB 2.0	X2
HDMI (Output)	X1
SD	X1
Rj45	X1
3G SIM (Optional)	X1
ON/OFF	X1
MECHANICAL	
Cabinet Material	Metal
Finish	Black



Features

- ※ 15.6" 1920x1080 IPS panel
- ※ Capacitive touch screen optional
- ※ Android based open source network display
- ※ Content management software optional
- ※ Silver aluminium alloy bezel
- ※ Apply to bar, retail store, restaurants , hotel counters, etc
- ※ Support WIFI / WLAN network Connection
- ※ Camera optional

24" Double-sided LCD Monitor for Gambling and Casino

PANEL SPECIFICATIONS	
Model No	
Panel Model	23.6inch TFT LCD
Max Resolution	1920x1080
Aspect Ratio	16:9
Pixel Pitch	0.2715x0.2715
Viewing Angle	89/89/89/89
Contrast Ratio	3000:1
Brightness	250cd/m ²
Response Time	10ms
Display Area (mm)	521.28x293.22
Panel Size(mm)	544.8x320.5x11.5
Screen Weight	2.3Kg
Lamp Type	WLED
Machine Weight	12 KG
Dimensions(mm)	562.5x103x326.5
Speaker Type	10Wx2pcs
Consumption	31 W
Power Input	DC12V
CONNECTORS(Input)	
VGA	X1
HDMI	X2
DC	X1
ON/OFF	X1
MECHANICAL	
Cabinet Material	Metal
Finish	Black



Features

- ※ Portrait and landscape are optional
- ※ RCS-220CM-D is the OEM model for casino
- ※ It can be designed to be double sided & single sided
- ※ And LED light design on the side is available for catching the clients eyes
- ※ Display with full HD resolution 1920*1080
- ※ Providing viewing angle with 89/89/89/89
- ※ Heat dissipation design

65" Double Sided Freestanding LCD Monitor with Infrared Touch

PANEL SPECIFICATIONS	
Model No	
Panel Model	65inch TFT LED
Max Resolution	1920x1080
Aspect Ratio	16:09
Pixel Pitch	0.744x0.744
Viewing Angle	89/89/89/89
Contrast Ratio	5000:1
Brightness	500cd/m ²
Response Time	8ms
Display Area (mm)	1428.48x803.52
Panel Size(mm)	1450.5x828.5x30.8
Screen Weight	25Kg
Lamp Type	WLED
Machine Weight	198KG
Dimensions(mm)	2200x200x970
Speaker Type	10Wx2pcs
Consumption	600 W
Power Input	AC100-240V
CONNECTORS(Input)	
VGA	X1
HDMI	X2
AC	X1
ON/OFF	X1
MECHANICAL	
Cabinet Material	Metal
Finish	Black




Features

- ※ Full HD (1920x1080) with LED backlight
- ※ Professional design for 7-24 hours operation
- ※ 65inch LCD monitor with VGA/HDMI input
- ※ Double - sided screen
- ※ Infrared touch screen
- ※ 500nits brightness
- ※ 4 wheels

21.5" Freestanding Touch Android LCD Display

PANEL SPECIFICATIONS	
Model No	
Panel Model	21.5inch TFT LED
Max Resolution	1920x1080
Aspect Ratio	16:09
Pixel Pitch	0.24825x0.24825
Viewing Angle	89/89/89/89
Contrast Ratio	3000:1
Brightness	300cd/m ²
Response Time	18ms
Display Area (mm)	476.64x268.11
Panel Size(mm)	495.6x292.2x8.6
Screen Weight	1.67Kg
Lamp Type	WLED
Machine Weight	24.5KG
Dimensions(mm)	1580x38x370
Speaker Type	10Wx2pcs
Consumption	25 W
Power Input	AC 100-240V
CONNECTORS	
USB 2.0	X2
HDMI (Output)	X1
SD	X1
Rj45	X1
3G SIM (Optional)	X1
ON/OFF	X1
MECHANICAL	
Cabinet Material	Metal
Finish	Black




Features

- ※ Android 4.4 operating system
- ※ Rockchip RK3188 Quad Core CPU
- ※ 1/2GB DDR3 + 8/16GB Flash
- ※ 802.11 b/g/n internal Wifi
- ※ 3G/WIFI/WLAN network connection
- ※ Remote management software
- ※ Portrait & landscape display mode
- ※ 1080P display output
- ※ Capacitive touch
- ※ Newspaper shelves

24" Android Capacitive Touch LCD Display

PANEL SPECIFICATIONS	
Model No	
Panel Model	23.6inch TFT LCD
Max Resolution	1920x1080
Aspect Ratio	16:9
Pixel Pitch	0.2715x0.2715
Viewing Angle	89/89/89/89
Contrast Ratio	3000:1
Brightness	250cd/m ²
Response Time	10ms
Display Area (mm)	521.28x293.22
Panel Size(mm)	544.8x320.5x11.5
Screen Weight	2.3Kg
Lamp Type	WLED
Machine Weight	19.3KG
Dimensions(mm)	707x41x475
Speaker Type	10Wx2pcs
Consumption	31 W
Power Input	AC 100-240V
CONNECTORS	
USB 2.0	X2
HDMI (Output)	X1
SD	X1
Rj45	X1
3G SIM (Optional)	X1
ON/OFF	X1
MECHANICAL	
Cabinet Material	Metal
Finish	White




Features

- ※ Android 4.4 operating system
- ※ Rockchip RK3188 Quad Core CPU
- ※ 1/2GB DDR3 + 8/16GB Flash
- ※ 802.11 b/g/n internal Wifi
- ※ 3G/WIFI/WLAN network connection
- ※ Remote management software
- ※ Portrait & landscape display mode
- ※ 1080P display output
- ※ Capacitive touch

27" Freestanding Android Kiosk

PANEL SPECIFICATIONS	
Model No	
Panel Model	27inch TFT LED
Max Resolution	1920x1080
Aspect Ratio	16:09
Pixel Pitch	0.31125x0.31125
Viewing Angle	85/85/80/80
Contrast Ratio	1200:1
Brightness	300cd/m ²
Response Time	12ms
Display Area (mm)	597.6x336.15
Panel Size(mm)	630x368.2x15
Screen Weight	2.35Kg
Lamp Type	WLED
Machine Weight	19.1KG
Dimensions(mm)	1575x160x400
Speaker Type	10Wx2pcs
Consumption	32 W
Power Input	AC100-240V
CONNECTORS	
USB 2.0	X2
HDMI (Output)	X1
SD	X1
Rj45	X1
3G SIM (Optional)	X1
ON/OFF	X1
MECHANICAL	
Cabinet Material	Metal
Finish	White




Features

- ※ Android 4.4 operating system
- ※ Rockchip RK3188 Quad Core CPU
- ※ 1/2GB DDR3 + 8/16GB Flash
- ※ 802.11 b/g/n internal Wifi
- ※ 3G/WIFI/WLAN network connection
- ※ Remote management software optional
- ※ 1080P display output
- ※ With camera
- ※ With LED light

10.1" LCD Advertising Display With Barcode Scanner

PANEL SPECIFICATIONS	
Model No	
Panel Model	10.1inch TFT LED
Max Resolution	1280x800
Aspect Ratio	16:10
Pixel Pitch	0.1659x0.1659
Viewing Angle	85/85/85/85
Contrast Ratio	1300:1
Brightness	350cd/m ²
Response Time	25ms
Display Area (mm)	216.96x135.60
Panel Size(mm)	241.86x161.6x5.2
Screen Weight	180g
Lamp Type	WLED
Machine Weight	0.9KG
Dimensions(mm)	277.5x33x196.5
Speaker Type	5Wx2pcs
Consumption	12 W
Power Input	DC 12V
CONNECTORS	
USB 2.0	X1
HDMI (Input)	X1
SD	X1
ON/OFF	X1
MECHANICAL	
Cabinet Material	Metal
Finish	Black



Features

- ※ With barcode scanner
- ※ Support SD, USB, HDMI
- ※ Support picture, music and video to 1080p
- ※ Landscape & portrait display mode optional
- ※ Scrolling text with different color and effect;
- ※ Playlist function: auto play the designated file at the specify date
- ※ USB update function: update the content by USB drive to SD card
- ※ Slideshow functions, to play music and pictures at the same time
- ※ Timer function: 5 groups timer to turn on/off at the designated time

24" All In One Windows Display With 80mm Printer

PANEL SPECIFICATIONS	
Model No	
Panel Model	23.6inch TFT LED
Max Resolution	1920x1080
Aspect Ratio	16:09
Pixel Pitch	0.2715x0.2715
Viewing Angle	89/89/89/89
Contrast Ratio	3000:1
Brightness	250cd/m ²
Response Time	10ms
Display Area (mm)	521.28x293.22
Panel Size(mm)	544.8x320.5x11.5
Screen Weight	2.3Kg
Lamp Type	WLED
Machine Weight	8.6KG
Dimensions(mm)	590x65x370mm
Speaker Type	10Wx2pcs
Consumption	36 W
Power Input	AC100-240V
CONNECTORS	
USB 2.0	X4
HDMI (Output)	X1
AC	X1
Rj45	X1
VGA (Output)	X1
ON/OFF	X1
MECHANICAL	
Cabinet Material	Metal
Finish	white



Features

- ※ CPU: Intel® Core® Processor, I3 5010U (Dual core four thread, 3M L3 Cache, 2.1GHz)
- ※ Chipset: Haswell-U
- ※ Graphic Card: Intel HD5500
- ※ Memory: 4GB RAM, 120G SSD
- ※ Audio: Realtek ALC662
- ※ Ethernet LAN: 1*RTL8111E LAN
- ※ EPSON Brand 80mm Thermal Printer
- ※ Capacitive Touch

55" Capacitive Touch Monitor With Card Reader/Camera

PANEL SPECIFICATIONS	
Model No	
Panel Model	55inch TFT LED
Max Resolution	1920x1080
Aspect Ratio	16:09
Pixel Pitch	0.63*0.63
Viewing Angle	89/89/89/89
Contrast Ratio	1400:1
Brightness	500cd/m ²
Response Time	6ms
Display Area (mm)	1209.6x680.4mm
Panel Size(mm)	1244.6x720.9mm
Screen Weight	17.5Kg
Lamp Type	WLED
Machine Weight	77.9KG
Dimensions(mm)	1900x55x769
Speaker Type	10Wx2pcs
Consumption	115 W
Power Input	AC100-240V
CONNECTORS	
USB 2.0	X1
HDMI (Input)	X2
VGA	X1
AC	X1
ON/OFF	X1
MECHANICAL	
Cabinet Material	Metal
Finish	Black
Front	Tempered glass




Features

- ※ 55 inch LCD monitor
- ※ 1920x1080 resolution
- ※ 89/89/89/89 viewing angle
- ※ VGA/HDMI inputs
- ※ 7-24 hours operation
- ※ 2 high quality speakers
- ※ Infrared touch/capacitive touch optional
- ※ Card reader
- ※ With camera

Android Media Player Box (RCS-903AZ)

SPECIFICATION	
CPU	Rockchip RK3188 Quad Core
RAM	1/2GB DDR3
Flash	8GB Flash (up to 32GB)
Operating System	Android 4.4
Output Interface	HDMI
Audio	MP3,WMA,WAV,EAAC+, MP2 dec, Vorbis (Ogg), Ac3, FLAC, APE...
Video	H.264, MKV, WMV9, MPEG 1/2/4, HD Divx, Xvid, RM/RMVB;
Photo Format	BMP/PNG/GIF/JPEG
Ethernet	10/100 MBit compatible interface
WIFI	802.11 a/b/g/n
USB	2*USB 2.0 Host
Card Reader	SD/MMC/3G Slim
Power Adaptor	12VDC
Consumption	8 W
Machine Weight	0.5KG
Dimensions(mm)	218x45x140
Packaging (mm)	430x372x325
INTERFACE	DESCRIPTION
1	HDMI Output High-definition signal output
2	USB Host Mouse connection
3	RJ45 Network connection
4	SD Card Memory card MS.SD.MMC
5	3G Sim Card Support 3G Sim card
6	Remote Sensor Remote controller sensor



Features

- ※ Android 4.4 operating system
- ※ Rockchip RK3188 Quad Core CPU
- ※ 1/2 GB DDR3 + 8 GB Flash
- ※ 802.11 b/g/n internal Wifi
- ※ 3G/WIFI/WLAN network connection
- ※ Remote management software
- ※ 1080P display output




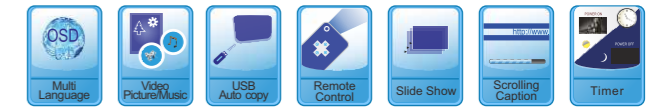
1080P HD Media Player Box(RCS-902H)


INPUT PORTS	
USB 2.0	x2
HDMI	x1
Built in 8GB Memory	x1
ACCESSORY	
Remote Controller	x1
Power Supply	x1
User's manual&Software	x1 CD Disk
Bracket	Optional
GENERAL INFORMATION	
Working Temp	0-50 degree
Certificates	CE/FCC/ROHS
EXTENDABLE FUNCTIONS	
Motion Sensor	Optional
Color	Optional
MECHANICAL	
Power Adaptor	12VDC
Consumption	8 W
Machine Weight	0.5KG
Dimensions(mm)	218x45x140
Packaging (mm)	430x372x325
SPECIFICATION	

Video Format	MPG, MPG-1,MPG-2,MPG-4,AVI,MP4,MOV,FLV,3GP,M2TS,MKV, MKV,RMVB to1080P
Audio/Picture Format	MP3 / BMP,PNG,GIF,JPEG
Memory Cards	No memorey card need, built in 8GB Flash
Timer Function	Auto Power on/off
Auto-Copy	Auto-update content to built in 8GB Memory via USB drive
Playlist Function	Play specific file at specific time
Power Memory	Support program replaying from the setting time before the power failure
Slide Show	Support background music when playing picture
Scroll Caption	Support scrolling caption, effect index can be changed
Calendar &Time	Support check calendar,adjust time and display it on the screen on/off

Features

- ※ Support 1080P playback with HDMI output
- ※ Built in 8GB memory, no SD card need
- ※ Picture format: JPG, BMP, PNG
- ※ Video format: MP4, AVI, DAT, VOB, 3GP, MKV, MOV, FLV, MPG.
- ※ Music format: MP3, Aac, Ac3, Pcm
- ※ Language support: chinese/english
- ※ USB auto copy Function from USB to SD card
- ※ Timer, clock and playlist function






2016

70" 500nits Wall mount LCD Monitor for European Train Station since 2016




2016

70" 500nits Free standing LCD Monitor for European Shopping Mall since 2016



2013

55" 1500nits High brightness monitor for UK Metro station since 2013



2016

24" Double Side LCD Monitor For India and Las Vegas Casino



2014

43" Infrared Touch interactive Free standing kiosk For show application



2017

43" Capacitive Touch Digital Signage Display for Australia shopping Mall



2017

24" Capacitive touch All In One Display used for Pharmacy Shop in Spain